

A Guide to accessing FREE e-books, FREE audio books, FREE digital magazines and comics

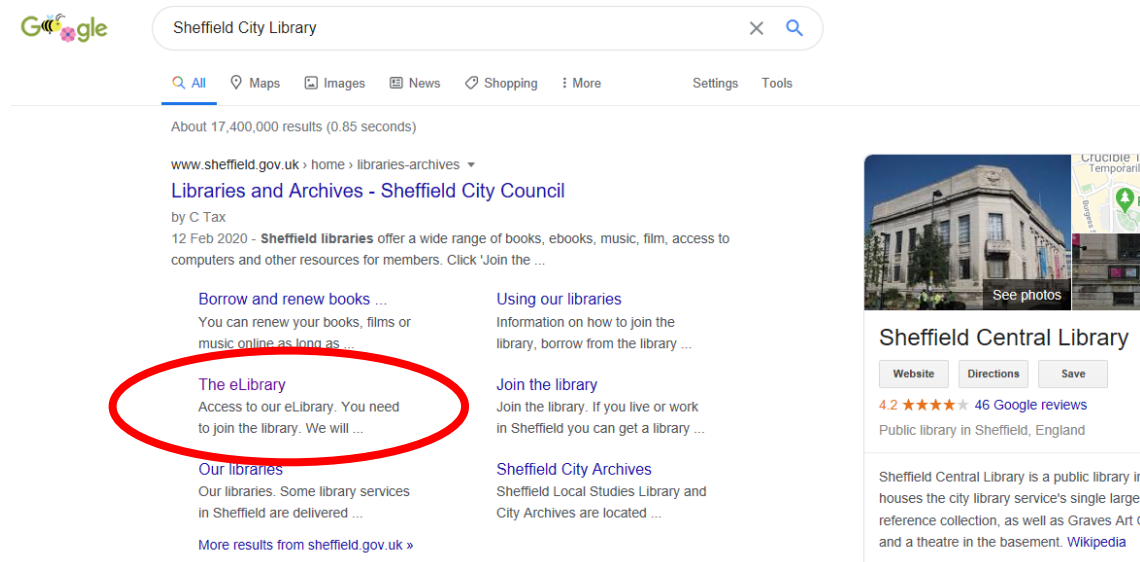


These are all provided by Sheffield City Library via the platform called RBDigital.

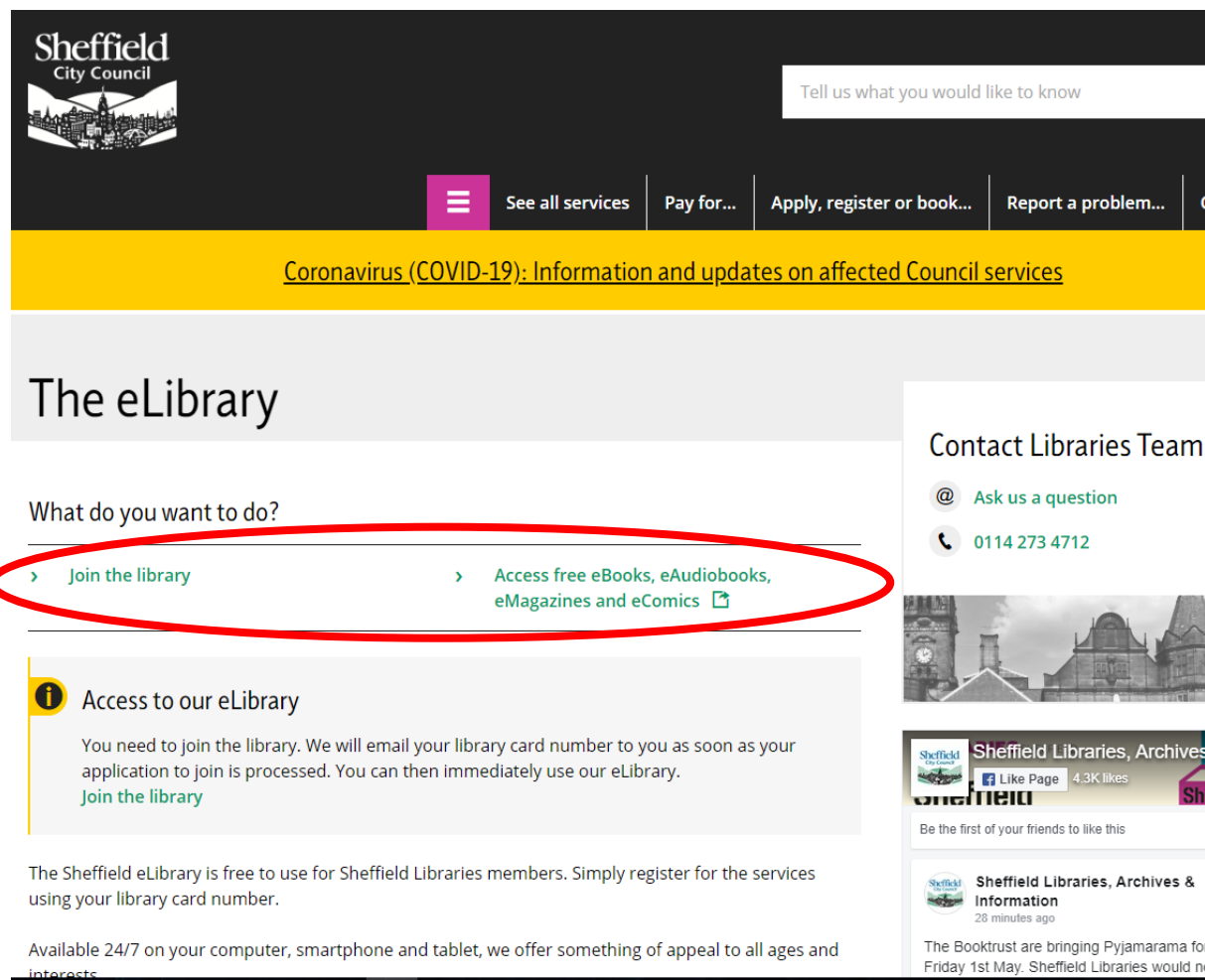
(Meadowhead students also have access to our own e-book platform - details on our website:

<https://www.meadowhead.sheffield.sch.uk/page/?title=e%2Dbooks+to+borrow&pid=444>)

Search for Sheffield City Library and click on 'The eLibrary'



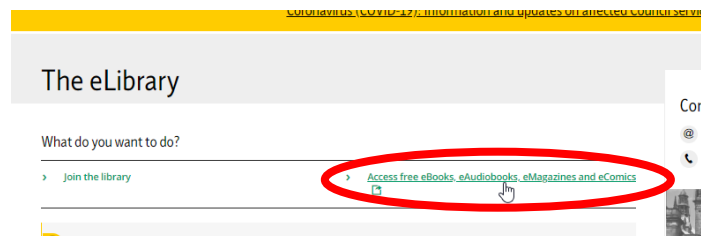
If you are a member of Sheffield Libraries you can click 'Access free eBooks, eAudiobooks, eMagazines and eComics'. Otherwise, please click 'Join the library'



You can apply online from the above link (follow the simple step-by-step instructions) and they will email your library card number to you as soon as your application to join is processed (this may take a few days). Once you have your library number, you can start using the eLibrary straightaway.

For students under 16, you will need your parent or carer's permission and their email address.

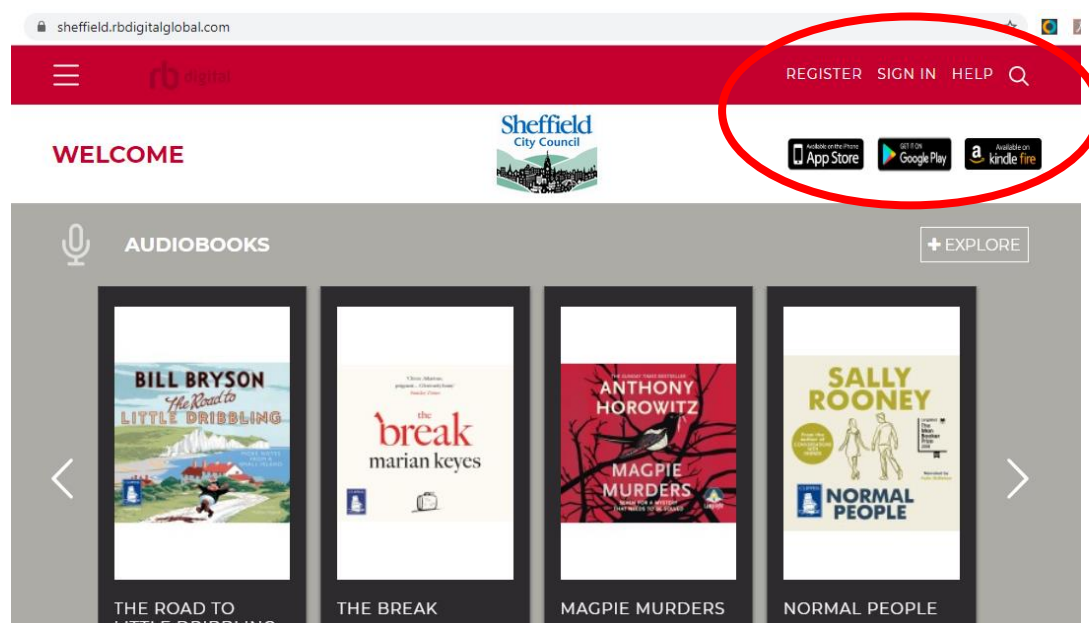

To use the eLibrary



Which takes you to this screen:

The eBook platform is provided by RB Digital and the first time you use it you will need to Register (after this you sign in with username and password you created when you registered)

You can also go to the app store for your device and download the app.

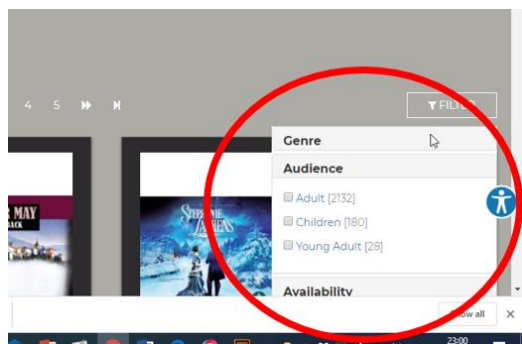
A screenshot of the RB Digital registration form. The form is divided into three main sections: 'LOGIN INFORMATION', 'YOUR INFORMATION', and 'LIBRARY INFORMATION'. The 'LOGIN INFORMATION' section includes fields for 'USERNAME*', 'PASSWORD*', and 'CONFIRM PASSWORD*'. The 'YOUR INFORMATION' section includes fields for 'FIRST NAME*', 'LAST NAME*', 'EMAIL*', and 'CONFIRM EMAIL*'. The 'LIBRARY INFORMATION' section includes a field for 'LIBRARY CARD*'. At the bottom, there is a checkbox for 'I accept the Terms of Service and Privacy Policy' and a note '*Required fields'. There are 'CANCEL' and 'REGISTER' buttons at the bottom right. The RB Digital logo is at the bottom center.

Now you are ready to start browsing and reading!

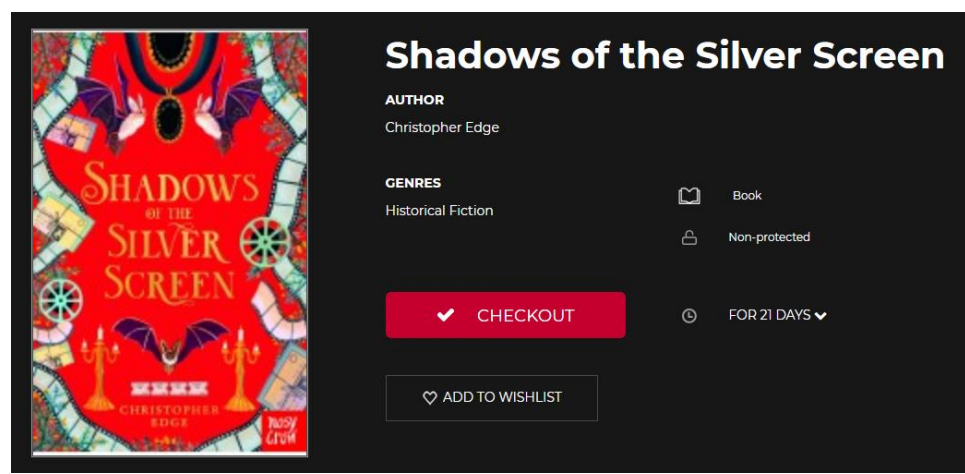
Two key links on the home page are these:



Use +EXPLORE to browse for books, then 'View All' to select the 'audience' – If you are under 16, choose between 'Children' and 'Young Adult'




Clicking on the cover of a book you like the look of will open up the blurb and give you the option to 'CHECKOUT'. You have 3 weeks to read it and you can usually renew it (unless it is particularly popular and someone else has reserved it).



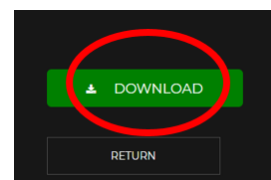
[DESCRIPTION](#) [DETAILS](#) [RECOMMENDED](#)


A mysterious filmmaker approaches The Penny Dreadful with a proposal to turn Montgomery Flinch's sinister stories into motion pictures. With Monty installed as the star of his production, filming begins but is plagued by a series of strange and frightening events. As Monty pleads with Penny to help him, she is drawn into the mystery, but soon finds herself trapped in a nightmare penned by her own hand. Can Penny uncover the filmmaker's dark secret before it's too late?

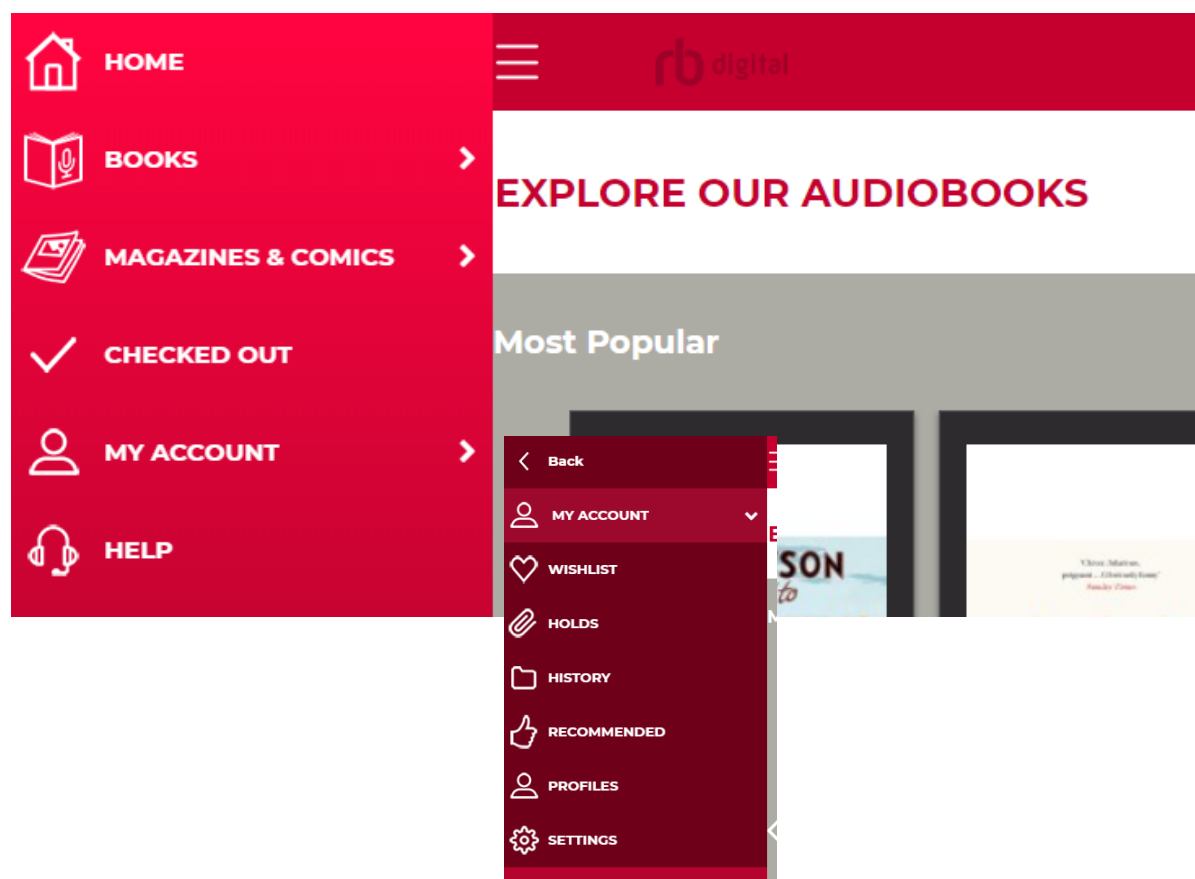
On a PC, it will show a green download box (and you may have to install a bit of free software on your pc to make this work). On the app it will automatically download.



You can either return it early or it will automatically return after the 21 days.



Click the  to expand the menu (top left of the eBook page), refine your search, look for audio books, eBooks, magazines and comics. See your downloaded books, wish-lists and books you have reserved.



Happy Reading Everyone!

Mrs Webb
LRC & Digital Resources Manager
Meadowhead School Academy Trust