

Self Isolation Work- Textiles

If you are at home self isolating, read through the following slides and work your way through the design tasks. There are 2 short Textile Design projects, each one should last around 2 hours (one week's worth of work)

If you are only off school for a week, you only need to do one of the tasks.




- Task 1: Nature Inspired Designs
- Task 2: Street Art Inspired Designs

If you can't print off the slides, use plain paper and draw the shapes you will need yourself.

YEAR 7 TEXTILES NATURAL ART

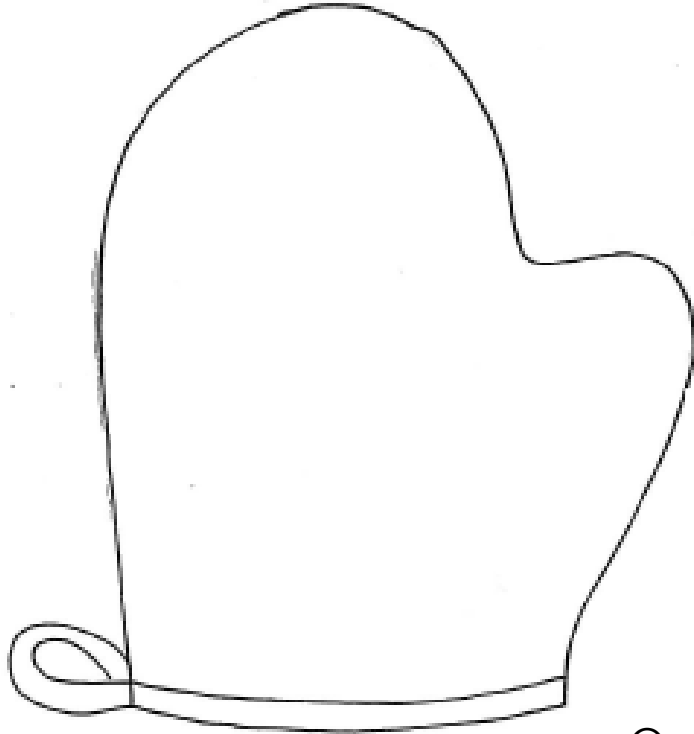
Many artists, including Katie Scott, have looked closely at nature as inspiration for their art.

Use the template here to produce your own design using nature as inspiration. For example, you could look at bugs, shells, flowers etc. Make sure you add colour.



Soft Furnishing Design Work.

Design a range of soft furnishing products based on the theme of 'Nature'. Your products should be coloured using pencil crayons. Experiment using nature inspired designs to form repeat and border patterns.



Oven Glove

Apron

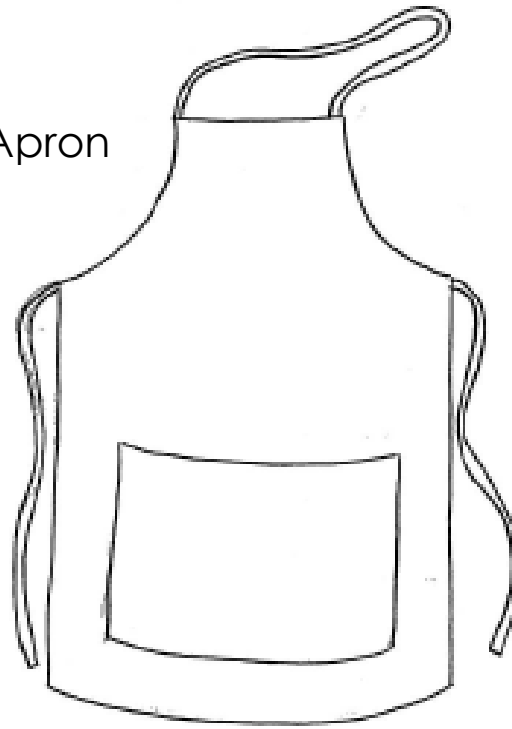
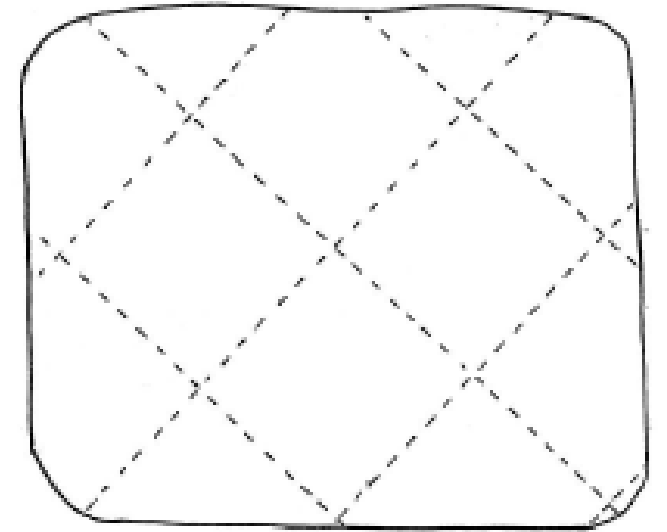
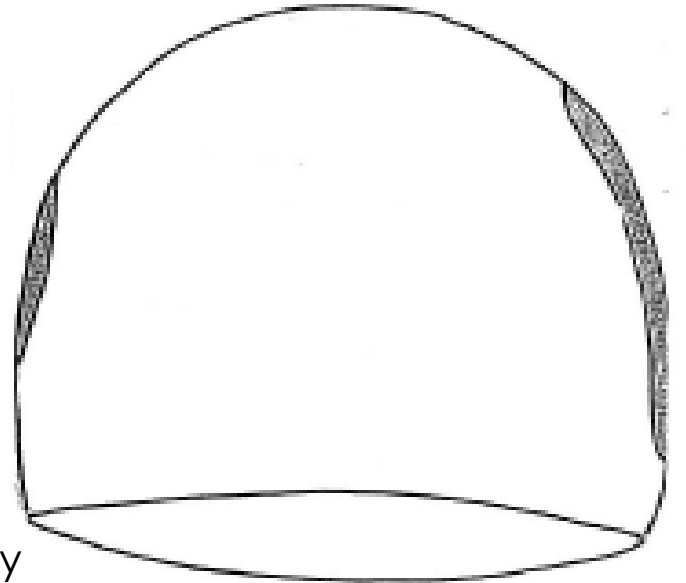


Table Mat



Tea Cosy




YEAR 7 TEXTILES STREET ART

Many artists, including Jon Burgerman, have used characters to depict emotions and feelings in their work.


Use the template here to produce your own interpretation of different emotions such as angry, happy, sad and confused.

Use Jon Burgerman's examples as inspiration for your design. Make sure you add colour.




FASHION DESIGN

Choose your favourite Burgerman picture to produce a T-shirt design on the templates provided. Colour your work in the style of Burgerman.



FRONT



BACK