

# Self Isolation Work- Ceramics

If you are at home self isolating, read through the following slides and work your way through the design tasks. There are 2 week's worth of tasks.

If you are only off school for a week, you only need to do one of the tasks.

- Task 1: Research and Analysis
- Task 2: Design ideas

You can print off the slides and work onto the sheets, or you can paste and edit digitally.

Drawing/ design work can be done on plain paper if you prefer.



# Design brief

Alessi is a very famous Italian based design company. They design objects for the home – mainly the kitchen. You have received the project of a lifetime! Alessi want you to develop a cruet set . They already have a very broad range of collectable cruet sets mainly made in metal and plastics – they would like you to develop their ceramic range.



A cruet set usually includes salt and pepper shakers. Some also include other items, such as oil and vinegar bottles or dispensers

## Design Brief

**Design a cruet set.  
Take influence from  
Alessi's already well  
developed range of  
plastic and metal  
cruet sets and  
develop a prototype  
in ceramic.**



# Task Analysis

- Analyse the brief set by Alessi. Use the Mind map below to make some decisions about what you would like to design.

Who am I designing it for?

What could be the theme of my cruet set?



What will it be made from?

What will it be used for?

# Moodboard

- Collect images of cruet sets as well as pictures of Alessi's already highly developed range of products to get a feel for the style of their design. Look generally at Italian design items for the home. Collect images from at least 2 different sources. Try to paste all your research on this page and the next.



# Existing products

- Look for the following design companies on the internet. Choose a product from each and evaluate it.



## Philippe Starck

What I like .....

.....

.....

What I don't like.....

.....

.....

What I would improve.....

.....

.....

## Ligne Roset

What I like .....

.....

.....

What I don't like.....

.....

.....

What I would improve.....

.....

.....

## Magis

What I like .....

.....

.....

What I don't like.....

.....


.....

What I would improve.....

.....

.....


# Initial ideas




This is a design sheet by one of the Alessi designers.

Design your cruet sets on these 3 pages. Do a design for a salt and pepper pot or a cruet set of your choosing in each box. Add colour and annotations.

A large, empty rounded rectangular box intended for students to draw their own cruet set designs, including color and annotations.









# Final idea

Draw up your final design here. This is the drawing that the design team at Alessi will see and decide whether they want to buy your design. Make sure you make it the best drawing yet!



- Alessi want to know why you chose this design. Write below why you made this descision



# Design a product

You have designed a cruet set in the style of Alessi. This company design all sorts of kitchenware/tableware products. Develop a new product that Alessi could produce. Here is a list of ideas to help you.

- Cooking timer
- Pet food bowl
- Storage jar
- Bottle opener

If you would like to come up with a new object, or invent a new kitchenware product then got for it!

Design your product here. Add colour.