







Use the GoConstruct website to find out about the activities, responsibilities and outputs for each of the construction trades.

 A Bricklayer	Activities (Distinction task)	Responsibilities (Merit task)	Outputs (Pass task)
 An Electrician	Activities (Distinction task)	Responsibilities (Merit task)	Outputs (Pass task)
 A Groundworker	Activities (Distinction task)	Responsibilities (Merit task)	Outputs (Pass task)

<div>A close-up photograph of a plumber's hands working on a white PVC sink drain. The plumber is wearing a blue and white checkered shirt. Various plumbing tools, including wrenches and pipe cutters, are scattered on the dark countertop in the background.</div> <div>A Plumber</div>	Activities (Distinction task)	Responsibilities (Merit task)	Outputs (Pass task)
<div>A close-up photograph of a joiner's hands using a yellow pencil to mark a wooden joint. A hammer and other woodworking tools are visible on the workbench.</div> <div>A Joiner</div>	Activities (Distinction task)	Responsibilities (Merit task)	Outputs (Pass task)
<div>A photograph of a person wearing a bright yellow high-visibility vest with the word 'SECURITY' printed on the back. They are standing on a construction site with cranes and building structures in the background.</div> <div>Site security</div>	Activities (Distinction task)	Responsibilities (Merit task)	Outputs (Pass task)