

# U14 : ¿Qué tal tus estudios? How are your studies going?

<p><b>Me gusta/n</b> (I like)</p> <p><b>Me encanta/n</b> (I love)</p> <p><b>No me gusta/n</b> (I don't like)</p> <p><b>Prefiero</b> (I prefer)</p> <p><b>Detesto</b> (I hate)</p> <p><b>Mi asignatura favorita es/son</b> (My favourite subject is)</p>	<p><b>el inglés</b> (English)</p> <p><b>el español</b> (Spanish)</p> <p><b>la educación física</b> (PE)</p> <p><b>la historia</b> (history)</p> <p><b>la informática</b> (ICT)</p> <p><b>el dibujo</b> (art)</p> <p><b>el teatro</b> (drama)</p> <p><b>la geografía</b> (geography)</p> <p><b>la música</b> (music)</p> <p><b>la tecnología</b> (technology)</p> <p><b>las matemáticas</b> (maths)</p> <p><b>las ciencias</b> (science)</p> <p><b>los idiomas</b> (languages)</p>	<p><b>porque es/son</b> (because it's)</p> <p><b>ya que es/son</b> (because it's)</p> <p><b>pero es/son</b> (but it's)</p>	<p><b>un poco</b> (a bit)</p> <p><b>bastante</b> (quite)</p> <p><b>muy</b> (very)</p> <p><b>realmente</b> (really)</p> <p><b>demasiado</b> /a (too)</p>	<p><b>duro/a(s)</b> (hard)</p> <p><b>útil(es)</b> (useful)</p> <p><b>divertido/a(s)</b> (fun)</p> <p><b>fácil(es)</b> (easy)</p> <p><b>interesante(s)</b> (interesting)</p> <p><b>difícil(es)</b> (difficult)</p> <p><b>aburrido/a(s)</b> (boring)</p> <p><b>práctico/a(s)</b> (practical)</p> <p><b>complejo/a(s)</b> (complicated)</p> <p><b>importante(s)</b> (important)</p>
		<p><b>porque el profesor/la profesora es</b> (because the teacher is)</p>	<p><b>estricto/a</b> (strict)</p> <p><b>simpático/a</b> (nice)</p>	


**Grammar**  
**Adjectival agreement**

In Spanish, the adjective must always agree with the noun:  
el inglés es aburrido.  
La historia es aburrid**a**.

Science and Maths and Languages are plural in Spanish.  
Las ciencias son aburrid**as**. Los idiomas son difíciles.

**Grammar**  
**Verbs like gustar**

Some verbs in Spanish behave in a different way to regular verbs. The most common ones are:  
Me gusta/n: I like  
Me encanta/n: I love  
Me molesta/n: I am annoyed by  
Me interesa/n: I am interested in

**Phonics:** 

rr: a trilled sound formed by a flapping of the tongue against the front roof of the mouth.

r: the single r sound is used whenever the single r appears in a word, except when it's at the beginning of a word or after an L, N or S, when the rr sound is used. We still put the tongue against the front roof of the mouth but we do not make the trill sound

1

**En mi institut  
o hay**  
*In my school  
there  
is/are*


**unas aulas**  
Some classrooms  
**unos laboratorios**  
Some laboratories  
**unos vestuarios**  
Some changing rooms  
**un comedor**  
A dining room/canteen  
**un gimnasio**  
A gym  
**una biblioteca**  
A library  
**una sala de profesores**  
A staffroom  
**un campo de fútbol**  
A football pitch  
**una piscina**  
A swimming pool  
**una pista de atletismo**  
An athletics track  
**un salón de actos**  
An assembly hall  
**un patio**  
A yard

En mi  
opinión  
In my opinion  
A mi modo  
de ver  
The way I see  
it  
Pienso que  
I think that  
Creo que  
I believe that

El comedor es  
The dining room is  
La biblioteca es  
The library is  
las instalaciones  
son  
The facilities are  
Los laboratorios  
son  
The laboratories  
are

muy  
very  
bastante  
quite  
un poco  
A bit  
totalmente  
totally

a burrido/a/os/as  
(boring)  
divertido/a/os/as  
(fun)  
excelente/s  
(excellent)  
decepcionante/s  
(disappointing)  
bueno/a/os/as  
(good)  
malo/a/os/as  
(bad)  
viejo/a/os/as  
(old)  
moderno/a/os/as  
(modern)  
cómodo/a/os/as  
(comfy)  
incómodo/a/os/as  
(uncomfortable)  
bonito/a/os/as  
(pretty)  
feo/a/os/as  
(ugly)  
caro/a/os/as  
(expensive)  
barato/a/os/as  
(cheap)



Gramática

Adjectival agreement

Remember the adjective must agree with the noun! Look at the possible different endings of the adjectives. This will depend on whether they are masculine singular, feminine singular, masculine plural or feminine plural nouns.

Un/ el = ms                      Unos/ los = mpl  
Una/ la = fs                      Una s la s= fpl

Phonics

**Z      CE      CI**

These are all pronounced with a 'th' in mainland Spain but are different in Latin America and the Canary Islands and are pronounced like an 's'

Zumo – thoomo  
Feliz – felleeth  
Cero – thero  
Ciudad - theeoodath

# U16 ¿Qué tipo de alumno eres?

Me gusta

( I like)

No me gusta

( I don't like)

aprender (to learn)

aprobar los exámenes(to pass my exams)

estudiar(to study)

repasar ( to revise)

Y(and)

Pero ( but)

tengo ganas de tener éxito

I really want to be succesful

no falto a ninguna clase

I never miss class

llego temprano a clase

I arrive on time to class

podría hacer más

( I could do more)

necesito una actitud más positiva y seria

( I need a more positive and serious attitude)

llego tarde a clase

( I get to lessons late)

16

## ¿Cómo son tus profesores?

Mi profe de...

inglés (English)

español (Spanish)

educación física (PE)

historia (history)

informática (ICT)

dibujo (art)

teatro (drama)

geografía(geography)

música(music)

tecnología (technology)

matemáticas(maths)

ciencias (science)

idiomas ( languages)

El director/la directora

(The headteacher)

es  
(is...)

no es  
(is not)

tiene  
(has)

un poco (a  
bit)

bastante  
(quite)

muy (very)

demasiado  
(too)

alegre

(cheerful)

estricto/a

(strict)

simpático/a

(nice)

bueno/a

(good)

malo/a

(bad)

perezoso/a

responsable

(responsible)

trabajador/a

( hardworking)

un buen sentido de humor

a good sense of humour

### Grammar: Negatives

To form negatives in Spanish we put **no** in front of the verb. We can also use these negative words to talk about nothing, nobody and never

ningún: none/any

nadie : nobody

nunca : never

**No falto a ninguna clase**

I don't miss any classes

**Nunca llego tarde a clase**

I never get to class late

**Nadie podría hacer más**

Nobody could do more

### Phonics




ñ sounds like **enyay**

<p><b>Llevo</b> <i>(I wear)</i></p>	<p><b>un uniforme</b> <i>(a uniform)</i></p> <p><b>una camisa</b> <i>(a shirt)</i></p> <p><b>una corbata</b> <i>a tie)</i></p> <p><b>una chaqueta</b> <i>(a jacket/blazer)</i></p>	<p><b>Me encanta mi uniforme</b> <i>(I love my uniform)</i></p> <p><b>Me gusta mi uniforme</b> <i>(I like my uniform)</i></p> <p><b>Me da igual mi uniforme</b> <i>(I don't mind my uniform)</i></p> <p><b>No me gusta mi uniforme</b> <i>(I don't like my uniform)</i></p> <p><b>Odio mi uniforme</b> <i>(I hate my uniform)</i></p>	<p><b>porque es</b> <i>(because it is)</i></p> <p><b>ya que es</b> <i>(because it is)</i></p> <p><b>dado que es</b> <i>(given that it's)</i></p> <p><b>puesto que es</b> <i>(given that it's)</i></p>	<p><b>un poco</b> <i>(a bit)</i></p> <p><b>bastante</b> <i>(quite)</i></p> <p><b>muy</b> <i>(very)</i></p> <p><b>realmente</b> <i>(really)</i></p> <p><b>demasiado/a</b> <i>(too)</i></p>	<p><b>cómodo</b> <i>(comfortable)</i></p> <p><b>incómodo</b> <i>(uncomfortable)</i></p> <p><b>útil</b> <i>(useful)</i></p> <p><b>fácil</b> <i>(easy)</i></p> <p><b>interesante</b> <i>(interesting)</i></p> <p><b>aburrido</b> <i>(boring)</i></p> <p><b>práctico</b> <i>(practical)</i></p> <p><b>importante</b> <i>(important)</i></p> <p><b>barato</b> <i>(cheap)</i></p> <p><b>caro</b> <i>(expensive)</i></p>
	<p><b>un jersey</b> <i>(a jumper)</i></p> <p><b>un pantalón</b> <i>(trousers)</i></p> <p><b>una falda</b> <i>(a skirt)</i></p> <p><b>unos zapatos</b> <i>(shoes)</i></p> <p><b>unas zapatillas de deporte</b> <i>(trainers)</i></p> <p><b>una camiseta</b> <i>(a T-shirt)</i></p> <p><b>un vestido</b> <i>(a dress)</i></p> <p><b>ropa deportiva</b> <i>(sports clothes)</i></p>				

**Gramática**

When you are talking about what you should do, have to do, allowed to do etc this is known as an impersonal verb. This must be followed by an infinitive. Infinitives will end in **-ar, -er, -ir**  
Eg Llegar, jugar, ir, comer

**Phonics:** 

Z, CE and CI

In mainland Spain this is pronounced like **'th'**

zapatos – thapatos  
cero – thero  
cine – theenay

In Latin/South America and the Canary islands it is pronounced more like an **'s'**

zapatos – sapatos  
cero – sero  
cine - seenay



<p><b>En mi insti</b> <i>(In my school)</i></p>	<p><b>(No)Se permite</b> You are (aren't) allowed</p> <p><b>Hay que</b> You have to</p> <p><b>(No)Se debe</b> You must (not)</p> <p><b>Está prohibido</b> It is forbidden</p>	<p><b>llegar a tiempo</b> (to arrive on time)</p> <p><b>respetar a los alumnos/profesores</b> (to respect the pupils/teachers)</p> <p><b>ir al servicio sin el permiso del profesor</b> (to go to the toilet without permission)</p> <p><b>mantener limpio el patio</b> (to keep the yard clean)</p> <p><b>(No) tirar basura al suelo</b> (to (not) throw rubbish on the floor)</p> <p><b>llevar uniforme</b> (to wear uniform)</p> <p><b>traer aparatos electrónicos personales</b> (to bring your own electronic equipment)</p> <p><b>quedarse sentado durante la clase</b> (to stay sat down in lessons)</p> <p><b>comer/beber en las aulas</b> (to eat/drink in the classrooms)</p>
---	---	---

**Fui a España**  
*(I went to Spain)*

**Fuimos al parque temático**  
*(We went to the theme park)*

**Vistamos el museo**

*We visited the museum*



**Hicimos actividades distintas**

*We did different activities*

**Comimos bocadillo**

*We ate out*



**Asistimos una clase de flamenco**

*We attended a flamenco class*

**No tuvimos ningún problema**

*We didn't have any problems*

**Bebimos refrescos**

*We drank sodas/fizzy drinks*

**Me gustó**

*(I did not like)*

**No me gustó**

*(I did not like)*

**Me encantó**

*(I loved)*

**No me gustó nada**

*(I did not like it at all)*

**porque fue**  
*(because it was)*

**genial**

*(great)*

**interesante**

*(interesting)*

**divertido**

*(fun)*

**aburrido**

*(boring)*

**fatal**

*(awful)*

**Gramática**

For words that end in **-ly** in Spanish we commonly use **-mente**

completamente- completely  
rápidamente- quickly  
normalmente- normally  
frecuentemente- frequently

**Phonics:**



**Pronunciation of the letter U**

This is pronounced like an 'oo'

Una - *oona*

Uvas - *oobas*

Aburrido-*abooreedo*