


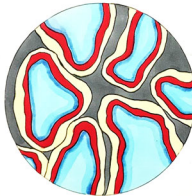
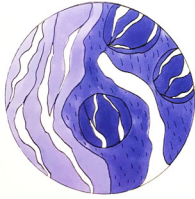


Art Craft rotation

Four strands of learning
1. IDEAS
2. MAKING
3. KNOWLEDGE
4. EVALUATING

UNDER THE MICROSCOPE

Ceramics



**Slab building-** Process by which clay is flattened with a rolling pin, cut into slabs and then joined together.

**Coiling-** Process by which long rolls of clay are stacked and glued with slip to

**Score and slip-** Meaning to join two pieces of clay together by marking the clay and adding

**Glazing-** process of adding a sort of powdered glass onto the surface of your pot. This will become shiny when fired in the kiln.

**Kiln-** where the pots are fired to a very high temperature to make them hard.



Textiles

**Embellishment-** the process of adding colour, pattern, texture or design to fabric through other materials such as thread, ribbon, sequins, yarns, buttons etc.



**Hand embroidery-** decorating fabric or other materials using a needle to apply thread or yarn.

**Couching-** Thread is laid across the surface of fabric and fastened in place with small stitches of different thread over the top.

**Batik-** technique of wax-resist dyeing applied to whole cloth, or cloth made using this technique.

**Applique-** sewing technique that involves stitching a small piece of fabric onto a larger one to make a pattern or design

**Moodboard-** arrangement of images, materials, pieces of text, etc. to show your ideas/themes.

**Pattern-** repeated decorative design.

**Aesthetics-** used when explaining or thinking about the appearance of an object or piece of art.

Responding to art

Describe (What?)

What is in the images?  
What is the work made from?  
What can you say about the look- (texture, colour, pattern?)  
What do you notice in the work?

Explain (how?)

How was the work made?  
How do you produce particular effects?  
How does the work connect to your theme?

Reflect (Why?)

Why have these methods been used?  
Respond personally to the artwork. Why is it inspirational?  
What do you like? What would you do differently and why?

AO1	Evaluate	AO2	Refine
	Gather		Improve
Investigate	Develop	Experiment	Explore
AO3	Present ideas	AO4	Personal
	Observations		Connection
Annotate	Record	Conclusion	

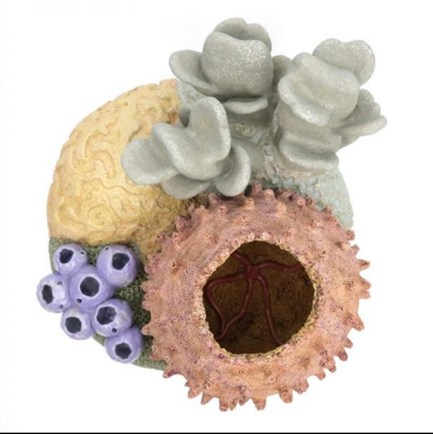
Artists explored in this project



Michelle Moode



Joan Lurie



Courtney Mattison