


# Summer Project

Welcome to A Level Art Textiles! To prepare for the exciting creative journey ahead, your summer holiday project will focus on the theme of **'Portraits'**. This theme can be interpreted in many ways – literal, abstract, expressive, cultural or symbolic. You'll explore how identity, personality, and emotion can be conveyed through textile techniques, colour, fabric, and form.

Portraiture in textiles is not just about faces – it can also involve body language, storytelling, personal items, or symbolic imagery that reflects a person's identity. Throughout this project, you'll begin to develop your own ideas and start forming a personal response.



## What You Need to Complete:

### Mind Map – 'Portraits'


- Create a detailed mind map exploring different interpretations of the theme.
- Consider subtopics such as: **identity, culture, gender, memory, expression, fashion, historical portraits, abstraction, symbolism.**
- Include keywords, sketches, fabric swatches, and potential materials or techniques you might want to try.

### Moodboard

- Compile a visual moodboard that captures the essence of your chosen interpretation of 'Portraits'.
- Use cuttings from magazines, fabric samples, textures, colours, threads, and printed digital imagery.
- This should visually inspire and influence your work – aim for at least 1 A3 page.

### Artist Research Pages (x2)



- Choose **two textile artists** who explore portraiture in their work.
- Present an A3 page for each artist. Each page should include:
  - Printed images of their work (annotated)
  - A short artist biography (who they are, their background)
  - Information about their techniques, materials, and processes
  - Your analysis of their work: What do you like? What techniques or ideas might you use in your own work?





### Suggested Textile Artists Who Focus on Portraiture:

- **Bisa Butler** – Vibrant quilted portraits using African textiles
- **Sue Stone** – Hand embroidery exploring memory and identity
- **Cayce Zavaglia** – Thread painting and realistic embroidered portraits
- **Inge Jacobsen** – Embroidery on printed media to disrupt traditional imagery
- **Haley Mlotek** – Mixed-media and conceptual textile portraits
- **Jordan Nassar** – Uses traditional embroidery techniques to explore personal and political identity



### Presentation Tips:

- Use your sketchbook or loose sheets (A3 preferred) neatly and creatively.
- Add your own thoughts, sketches, and responses throughout.
- Be reflective and experimental – your personal voice matters.

### Deadline:

Bring your completed summer project with you on the **first lesson back in September**. It will form the basis for your first unit of work and help us understand your interests and starting point.

### Enjoy and Be Creative!

Use this time to explore, reflect, and express yourself. Take inspiration from the world around you – friends, family, culture, music, fashion, emotions, or your own personal story. Let the theme of 'Portraits' be a starting point to develop your unique artistic voice in textiles.

Have a great summer – we're looking forward to seeing your work!



### Presentation Tips:

- Use your sketchbook or loose sheets (A3 preferred) neatly and creatively.
- Add your own thoughts, sketches, and responses throughout.
- Be reflective and experimental – your personal voice matters.

### Deadline:

Bring your completed summer project with you on the **first lesson back in September**. It will form the basis for your first unit of work and help us understand your interests and starting point.

### Enjoy and Be Creative!

Use this time to explore, reflect, and express yourself. Take inspiration from the world around you – friends, family, culture, music, fashion, emotions, or your own personal story. Let the theme of 'Portraits' be a starting point to develop your unique artistic voice in textiles.

Have a great summer – we're looking forward to seeing your work!

